



## Certificate of Analysis

### Anti-Human Interferon Beta, Goat IgG, Affinity Purified (PAb)

**Catalog No:** 31420-1

**Lot No:** 7634

**Expiration:** June 21, 2024

**Size:** 100 µg/vial

**Description:** Goat Polyclonal Antibody against Human Interferon Beta, neutralizing

**Concentration:** 0.2 mg/ml; after reconstitution with 0.5 ml sterile PBS

**Reconstitution:** Dissolve the contents of vial by injection of 0.5 ml sterile PBS

**Buffer:** Lyophilized from a 0.2 µm filtered solution in phosphate-buffered saline (PBS) with 5% trehalose

**Endotoxin:** <1 EU/µg

**Antigen:** Recombinant human interferon beta

**Isotype:** Goat IgG

**Purification Method:** Human IFN beta affinity chromatography

**Specificity:** Neutralizes human interferon beta. Detects human interferon beta in direct ELISAs and Western blots. In Western blots, less than 1% cross-reactivity with recombinant human interferon gamma and recombinant cotton rat interferon gamma is observed.

**Assay Used to Measure Bioactivity:** The exact concentration of antibody required to neutralize human interferon beta activity is dependent on the cytokine concentration, cell type, growth conditions and type of activity studied. The Neutralization Dose<sub>50</sub> (ND<sub>50</sub>) for this antibody is defined as that concentration of antibody required to yield one-half maximal inhibition of the cytokine activity on a responsive cell line, when that cytokine is present at a concentration just high enough to elicit a maximum response. The ND<sub>50</sub> for this antibody on human (HeLa/EMCV) cells is ~0.1-1.0 µg/ml in the presence of 50 pg/ml of human interferon beta, based on the anti-viral assay. The specific conditions are described in the figure legends.

**Tested Applications:** Neutralization; Direct ELISA; Western Blot (0.1 µg/ml).

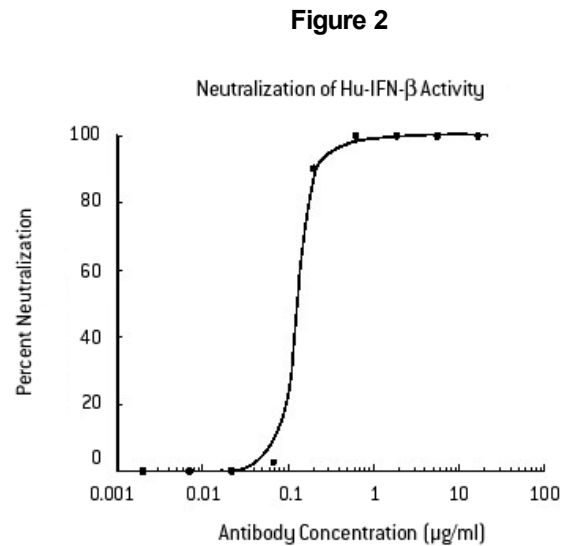
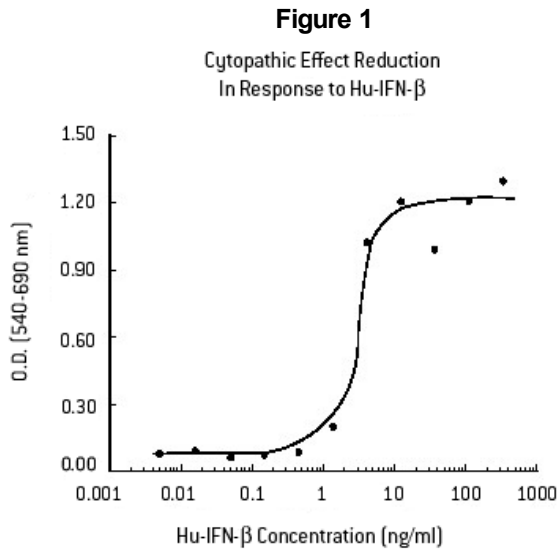
*Optimal dilutions should be determined by each laboratory for each application.*

**Shipping Conditions:** Wet Ice

**Physical State of Product During Shipping:** Lyophilized

**Storage Conditions/Comments:** Use a manual defrost freezer. Upon receipt, this product (as supplied) should be kept at -20 to -70°C until the expiration date listed above. After reconstitution, the contents of the tube should be apportioned in separate tubes so that freezing and thawing is kept to a minimum. After reconstitution, this product may be stored at 2 to 8°C for one month and -20 to -70°C for up to 6 months for retention of full activity. For more information on protein handling, visit our Resource Library at [www.pblassaysci.com](http://www.pblassaysci.com).

**Product Information:**




**Figure 1.** Human IFN- $\beta$  reduces the cytopathic effect of the lytic virus EMC in a dose-dependent manner, on the human cell line, HeLa. (Meager, A. 1987, *Lymphokines and Interferons, a practical approach*, Clemens, M.J. Morris, A.G. and A.J.H. Gearing, eds. IRL Press, p. 129). The ED<sub>50</sub> for this effect is typically 2-5 ng/ml.

**Figure 2:** To measure the ability of the antibody to neutralize the bioactivity of the human interferon beta on HeLa cells, Hu-IFN- $\beta$  was added to various concentrations of the antibody. The antigen-antibody mixture was added to confluent cultures of the HeLa cells in a 96 well plate. The assay mixture in a total volume of 100  $\mu$ l, containing antibody at the concentrations as indicated, Hu-IFN- $\beta$  at 50 pg/ml, was incubated at 37°C for 20-24 hours in a humidified CO<sub>2</sub> incubator. At the end of this incubation period, medium was aspirated from all wells and an appropriate titrated amount of the EMCV in pre-warmed culture medium was added to each test well. After another 20-24 hour incubation, the cells were fixed, stained and scored for cytopathic effect by measurement of optical densities in a microplate reader at 540 nm. The ND<sub>50</sub> of the antibody is approximately 0.1-1.0  $\mu$ g/ml.

**Authorization**

Released by: \_\_\_\_\_



Date: June 22, 2023

Sold under license from Pestka Biomedical Laboratories, Inc. d/b/a PBL Assay Science. For research use only. Not for diagnostic or clinical use in, or administration to, humans. Not for resale in original or any modified form, including inclusion in a kit, for any purpose. Not for use in the preparation of any commercial product.